



† 一 (#&L

† — £ (# & £

Designer **Simone Bernocchi**,

an Italian architect born in Cremona on the river Pad, graduated from the Polytechnic University of Milan with major in architecture.

„Architect in one of the most exciting professions in the world, because even though almost everything has already been created on Earth, design is still the biggest adventure”.



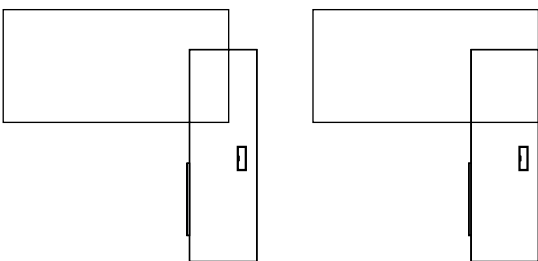


† — (#&L





The cabinet can be arranged in two positions.







It is a new executive furniture series composed of the elements that create representative and functional workplaces. The structure pattern is available in two finishes - light and dark sycamore. Combined with white and black elements, it perfectly emphasizes on prestige and elegance as well as individualism. **Mito** looks supremely in small and large rooms. According to the individual taste, the desk can be supplied with a side cupboard. This managerial furniture set ensures that all necessary things are easily accessible.





3D synchronous
texture
technology





For the first time, the technology of synchronous 3D structure was used in the production of plates for **MITO**. In order to make it more authentic, both the wood pattern and the surface texture were reproduced with greater accuracy and precision.









Modern interiors make a perfect background for the minimalist form of furniture. Simple geometric shapes and a limited but carefully selected number of pieces of furniture allows to create the result of austere and tasteful elegance.



3D synchronous
texture
technology



3D synchronous texture technology

The wood-like texture can be both seen and felt by touch. The effect of noble matt veneer is highlighted by the glossy pores on the melamine surface. The choice of this decor was inspired by the very natural colour of sycamore.




112
DARK SYCAMORE



111
LIGHT SYCAMORE



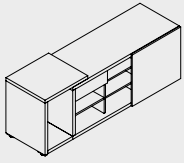
WHITE HPL



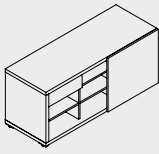
BLACK HPL



STORAGES AND CUPBOARDS



MIT5
1887 | 572 | 690
74 3/8" | 22 1/2" | 27 1/4"



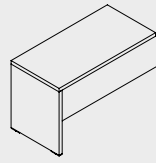
MIT6
1500 | 572 | 652
59 1/8" | 22 1/2" | 25 3/4"



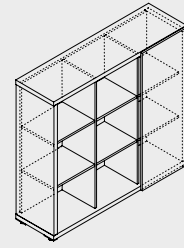
SLD12
416 | 600 | 587
16 3/8" | 23 5/8" | 23 1/8"



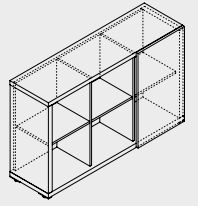
SLD13HT
416 | 600 | 587
16 3/8" | 23 5/8" | 23 1/8"



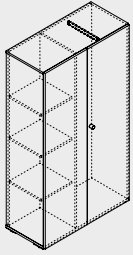
MIT12
1200 | 600 | 740
47 1/4" | 23 5/8" | 29 1/8"



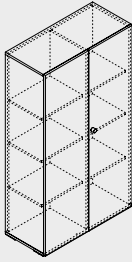
MIT7
1400 | 422 | 1280
55 1/8" | 16 5/8" | 50 1/2"



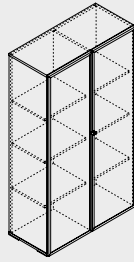
MIT18
1400 | 422 | 879
55 1/8" | 16 5/8" | 34 5/8"



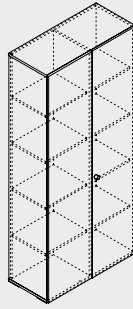
MIT8
916 | 418 | 1661
36 1/8" | 16 1/2" | 65 1/2"



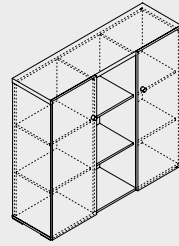
MIT15
916 | 418 | 1661
36 1/8" | 16 1/2" | 65 1/2"



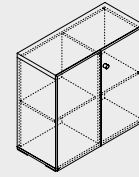
MIT16
916 | 418 | 1661
36 1/8" | 16 1/2" | 65 1/2"



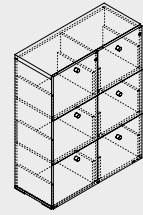
MIT19
916 | 418 | 2077
36 1/8" | 16 1/2" | 81 7/8"



MIT20
1363 | 418 | 1280
53 3/4" | 16 1/2" | 50 1/2"



MIT21
916 | 418 | 879
36 1/8" | 16 1/2" | 34 5/8"

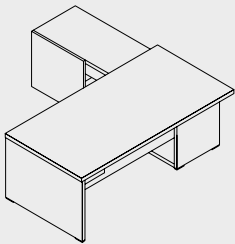


MIT22
980 | 418 | 1280
38 5/8" | 16 1/2" | 50 1/2"

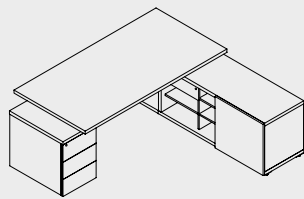


S100
desk pad

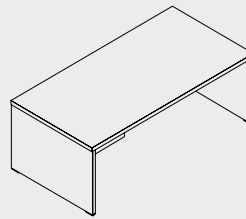
DESKS



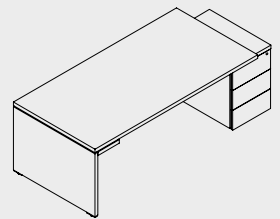
MIT1
2278 | 2080 | 740
89 3/4" | 82" | 29 1/8"



MIT1KD
2497 | 2080 | 740
98 3/8" | 82" | 29 1/8"



MIT3
2000 | 1000 | 740
78 7/8" | 39 3/8" | 29 1/8"



MIT3KD
2219 | 1000 | 740
87 1/2" | 39 3/8" | 29 1/8"

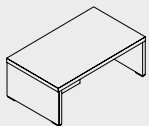
MIT2
2078 | 2080 | 740
81 7/8" | 82" | 29 1/8"

MIT2KD
2297 | 2081 | 740
90 1/2" | 82" | 29 1/8"

MIT4
1800 | 1000 | 740
70 7/8" | 39 3/8" | 29 1/8"

MIT4KD
2019 | 1000 | 740
79 5/8" | 39 3/8" | 29 1/8"

TABLES



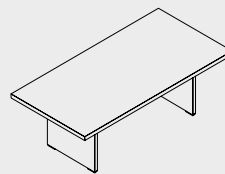
MIT9
1000 | 600 | 450
39 3/8" | 23 5/8" | 17 3/4"



MIT10
Ø 800 | 740
31 1/2" | 29 1/8"



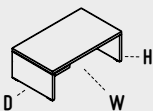
MIT17
Ø 1200 | 740
47 1/4" | 29 1/8"



MIT11
2200 | 1100 | 740
86 3/4" | 43 3/8" | 29 1/8"



SLD13 W | D | H



MIT3 W | D | H

